



SAFES

ROBUR I – ROBUR II – ROBUR III



Burglary protection

The safes are tested in accordance with the European standard EN-1143-1 and certified by SBSC.

Fire protection

The safes in models: 40, 50, 80, 500, 900, 1200 and 1500 are tested and classified in accordance with NT Fire 017 - 60P.

Description

Solid barrier material in the door and body.

Weight and measurement

See overleaf

Locking

As standard the safe is provided with one changeable key-lock type FAS/S&G 6890.

Available as option:

Combination lock type S&G 8550MP,
Electronic combination lock: Mas Hamilton,
ComboGard alt. Comptronic.

Finish

Off white, RAL 9010.

Fittings

See overleaf

Dimensions in mms and kilos

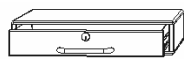
Safe Robur I									
Model	40	50	80	500	900	1200	1500	1800/2	1800/3
External measurements mm									
Height	565	665	965	665	1065	1365	1665	1985	1985
Width	560	560	560	660	660	660	660	890	1210
Depth *	600	600	600	670	670	670	670	810	810
Internal measurements mm									
Height	400	500	800	500	900	1200	1500	1820	1820
Width	400	400	400	500	500	500	500	730	1050
Depth	330	330	330	400	400	400	400	540	540
Weight kilos	190	210	290	275	370	480	560	1000	1300
Standard fittings	1 shelf	1 shelf	2 shelves	1 shelf	2 shelves	2 shelves	3 shelves	3 shelves	3 shelves

Safe Robur II									
Model	40	50	80	500	900	1200	1500	1800/2	1800/3
External measurements mm									
Height	565	665	965	665	1065	1365	1665	1985	1985
Width	560	560	560	660	660	660	660	890	1210
Depth *	600	600	600	670	670	670	670	810	810
Internal measurements mm									
Height	400	500	800	500	900	1200	1500	1820	1820
Width	400	400	400	500	500	500	500	730	1050
Depth	330	330	330	400	400	400	400	540	540
Weight kilos	375	430	590	580	800	960	1140	1840	2170
Standard fittings	1 shelf	1 shelf	2 shelves	1 shelf	2 shelves	2 shelves	3 shelves	3 shelves	3 shelves

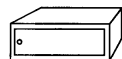
Safe Robur III									
Model	40	50	80	500	900	1200	1500	1800/2	1800/3
External measurements mm									
Height	565	665	965	665	1065	1365	1665	1985	1985
Width	560	560	560	660	660	660	660	890	1210
Depth *	600	600	600	670	670	670	670	810	810
Internal measurements mm									
Height	400	500	800	500	900	1200	1500	1820	1820
Width	400	400	400	500	500	500	500	730	1050
Depth	330	330	330	400	400	400	400	540	540
Weight kilos	400	460	620	610	835	1010	1200	1920	2250
Standard fittings	1 shelf	1 shelf	2 shelves	1 shelf	2 shelves	2 shelves	3 shelves	3 shelves	3 shelves

* External depth
+ 55 mm for handle

INTERIOR FITTINGS




Lockable drawer



Lockable cupboard



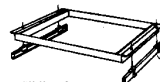
Combination lock
S&G 8550 MP



Extra shelf



Electronic pincode lock



Sliding frame



Security cupboard

Interior fittings	External height mm
A. Shelf	-
B. Lockable cupboard, small	155
C. Lockable cupboard, large	355
D. Sliding frame for A4/folio	-
E. Security cupboard	420
F. Lockable drawer, small	155
G. Lockable drawer, large	355

We reserve the right to alter the specification without prior notice.



Head office
Robur Safe AB
Lundbyvägen 8
SE-310 50 SLÖINGE
Phone: +46 346 260 260
Fax: +46 346 260 222

info@robursafe.com

www.robursafe.com